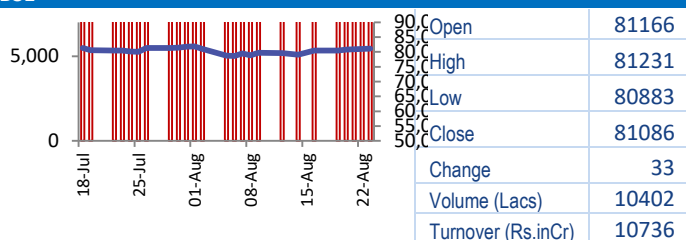
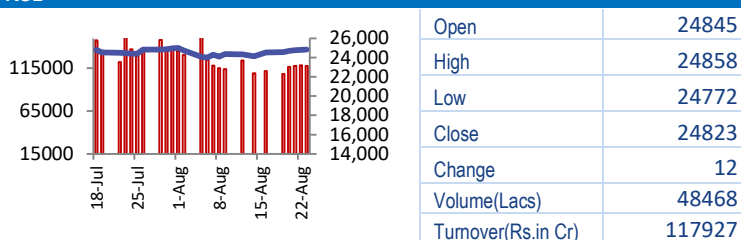


BSE



NSE



World Markets	Current	Previous	Pt. Chg	Var(%)
Dow	40713	40890	(178)	-0.4%
Dow Futures	40886	40828	58	0.1%
Nasdaq	17619	17919	(300)	-1.7%
FTSE	8288	8283	5	0.1%
Nikkei	38126	38211	(85)	-0.2%
Hang Seng	17502	17641	(139)	-0.8%
Gift Nifty	24843	24817	26	0.1%
Straits Singapore	3373	3374	(1)	0.0%
South Korea	2693	2708	(15)	-0.5%
Taiwan	22013	22149	(136)	-0.6%
Shanghai	2842	2849	(7)	-0.2%

Commodity Prices	Current	Previous	Pt. Chg	Var(%)
Copper (\$/MT)	9289	9131	158.0	1.7%
Alumin (\$/MT)	2542	2480	62.0	2.5%
Zinc (\$/MT)	2912	2858	54.0	1.9%
Brent Crude (\$/bbl)	80.0	79.0	1.0	1.3%
Gold (\$/Ounce)	2513	2513	0.0	0.0%
Silver (\$/Ounce)	30.0	30.0	0.0	0.0%
Light Crude (\$/bbl)	75.0	75.0	0.0	0.0%
N G (\$/mmbtu)	2.0	2.0	0.0	0.0%
Sugar (\$/MT)	526.0	512.0	14.0	2.7%
Rubber (Rs./kg)	235.0	235.5	(0.5)	-0.2%
Baltic Dry Index	1762	1768	(6.0)	-0.3%

Currency Exchange Rate	Current	Previous	Var(%)
Rs./\$ rate	83.90	83.95	-0.06%
Rs./ Euro	93.28	93.52	-0.26%
Rs./Chinese Yuan	11.78	11.78	0.00%
Yen /\$ rate	143.88	144.37	-0.34%
\$ US/Euro	1.12	1.12	0.00%

Dollar Index	Current	Previous	Var(%)
Dollar Index	105.26	105.28	-0.02%

Support/ Resistance Levels for Today		
	Nifty	Bank Nifty Fut
Support 1	24740	50750
Support 2	24650	50500
Resistance	24900	51170

Securities in Ban For Trade	
AARTIIND	INDIACEM
ABFRL	IEX
BALRAMCHIN	HINDCOPPER
BSOFT	NATIONALUM
GNFC	RBLBANK
GRANULES	SUNTV
CHAMBLFERT	

Market Review

US: Optimism over interest rate cuts saw Wall Street indexes come close to record highs on Friday.

Asia: Most markets in Asia-Pacific region were trading higher on Monday, taking cues from the last week gains on Wall Street as the US Federal Reserve Chair Jerome Powell's remarks assured traders of monetary easing from next month.

India: On Friday, the NSE Nifty 50 and BSE Sensex ended the muted session little changed, and posted a two-week winning streak. Market participants awaited Powell's speech at the Jackson Hole gathering, Wyoming. **Market is expected to open on a positive note and likely to witness range bound move during the day.**

Global Economy: Japan's core inflation accelerated for a third straight month in July, data showed on Friday, but a slowdown in demand-driven price growth could complicate the central bank's decision on further interest hikes in the coming months. The nationwide core consumer price index (CPI), which excludes fresh food items, rose 2.7% from a year earlier, faster than a 2.6% climb in June. It matched the median market forecast and put the inflation rate at or above the central bank's 2% target for the 28th straight month. But the "core core" index, which excludes fresh food and energy costs and is closely watched by the Bank of Japan (BOJ) as a key gauge of broader inflation trends, rose 1.9% after increasing 2.2% in June. It dipped below the key 2% line for the first time since September 2022.

Singapore's key consumer price gauge rose 2.5% in July from a year earlier, the smallest increase since February 2022, official data showed on Friday. The core inflation rate - which excludes private road transport and accommodation costs - was lower than a 2.9% forecast in a Reuters poll, and compared with the 2.9% seen in June. Inflation in the Asian financial hub has cooled from a peak of 5.5% in early 2023, but only dropped below 3% in June.

Commodities: Gold prices ticked up on Monday, extending gains from the last session as Federal Reserve Chair Jerome Powell's dovish remarks solidified expectations of an interest rate cut next month.

Oil prices rose in Asian trade on Monday, extending a rebound from the prior session as media reports showed no progress towards an Israel-Hamas ceasefire while hostilities in the region persisted.

Currency: The U.S. currency hovered near its lowest in 13 months against the euro. It also sagged closer to levels last seen in March 2022 versus sterling, with Bank of England head Andrew Bailey's comments that it was "too early to declare victory" over inflation signaling a less aggressive stance on interest rate cuts than the Fed.

FII Derivative Transactions (Rs. Cr)

Contracts	Purchase		Sell		Net	Open Interest (OI)		OI (Previous day)		Change	
	Contract	Value	Contract	Value		Contract	Value	Contract	Value	Contract	Value
Index Future	74754	4948	74006	4856	92	556653	37187	541805	36391	14848	796
Index Option	13892185	935073	14010142	946027	(10954)	5913372	388779	4158019	276854	1755353	111925
Stock Future	433171	34503	409201	32467	2036	4229905	330154	4201195	329087	28710	1067
Stock Option	633216	52956	634293	53064	(108)	922788	73211	905079	71871	17709	1340
Total	15033326	1027480	15127642	1036414	(8934)	11622718	829331	9806098	714203	1816620	115128

FII All Activity-BBG (Rs Cr)	Buy	Sell	Net
16-Aug-24	19298	18101	1196
19-Aug-24	13171	14927	(1756)
20-Aug-24	18601	14566	4035
21-Aug-24	17463	17894	(431)
22-Aug-24	19040	17188	1852
Month to date- Aug	247317	260768	(13451)
FII (Prov.) (Rs Cr)	Buy	Sell	Net
19-Aug-24	12084	14752	(2667)
20-Aug-24	17715	19173	(1458)
21-Aug-24	16888	17688	(800)
22-Aug-24	18463	17091	1372
23-Aug-24	16776	14831	1944
Month to date-Aug	244938	275523	(30586)
DII (Prov.) (Rs. Cr)	Buy	Sell	Net
19-Aug-24	11138	9335	1803
20-Aug-24	13183	10931	2252
21-Aug-24	13300	10202	3097
22-Aug-24	12240	9268	2972
23-Aug-24	13341	10445	2896
Month to date-Aug	226700	179620	47080
FII Debt - BBG (Rs. Cr)	Buy	Sell	Net
16-Aug-24	1220	760	460
19-Aug-24	2610	255	2355
20-Aug-24	1547	644	902
21-Aug-24	855	452	403
22-Aug-24	760	2626	(1866)
Month to date- Aug	23181	13523	9659

Market Breadth	BSE		NSE	
	No.	%	No.	%
Advance	2018	50%	1266	46%
Decline	1939	48%	1421	52%
Unchanged	91	2%	57	2%

Market Turnover	23-Aug	22-Aug	Var (%)
BSE Cash	10736	9347	15%
NSE Cash	117927	118639	-1%
NSE Futures	158969	150440	6%
NSE Options	10092686	39232099	-74%
Total (Rs.Cr)	10380318	39510525	-74%

Volatility Index	23-Aug	22-Aug
Volatility Index	13.55	13.00

Index PE - TTM	23-Aug	Yr. High	Yr. Low
Sensex	23.8	26.0	21.8
Nifty	23.1	28.8	20.3

Corporate News

KEC Intl bags domestic and foreign projects worth Rs 1,079 cr

KEC International has secured new orders of Rs 1,079 crore in transmission & distribution and cables businesses. The company's T&D business has bagged contract for setting up transmission lines from a reputed private developer in India and from clients in Saudi Arabia and Oman. It has received an orders for upgrading an existing transmission line in the United Arab Emirates (UAE) and for supplying towers, hardware and poles to a client in Americas. With these orders, our YTD order intake has surpassed Rs 8,700 crore, reflecting an impressive growth of nearly 60% compared to last year. (ET)

Alembic Pharma gets USFDA nod for Betamethasone Valerate Foam

Alembic Pharmaceuticals announced that it has received final approval from the USFDA for its Abbreviated New Drug Application (ANDA) Betamethasone Valerate Foam. The approved ANDA is therapeutically equivalent to the reference listed drug product (RLD), Luxiq Foam of Norvium Bioscience, LLC (Norvium). Betamethasone valerate foam is a medium potency topical corticosteroid indicated for relief of the inflammatory and pruritic manifestations of corticosteroid-responsive dermatoses of the scalp. The company has a cumulative total of 213 ANDA approvals (185 final approvals and 28 tentative approvals) from USFDA. (BQ)

Economy

Potato, rice prices drop amid supply glut, market shifts

Prices of potatoes and rice are experiencing a decline due to an oversupply in both markets. In the case of potatoes, an oversupply arose after the Bengal CM halted the inter-state trade of the root vegetable, leading to a drop in prices from Rs 36 to Rs 34 per kg. Despite this, the sudden stoppage has disrupted the supply chain, with 50% of Uttar Pradesh's potato production still in cold storage and expectations of further price drops. For rice, the prices of basmati rice have seen a decrease from Rs 75 to Rs 60 per kg as other countries offer rice at lower prices. The minimum export price of basmati rice from India has been set at \$950 per tonne. (ET)

International

Fire at Rivian's Illinois plant damages multiple EVs, no injuries reported

A fire broke out at a parking lot at Rivian Automotive's manufacturing facility in Normal, Illinois late on Saturday damaging many of its electric vehicles, the U.S. startup said on Sunday. (Inv)

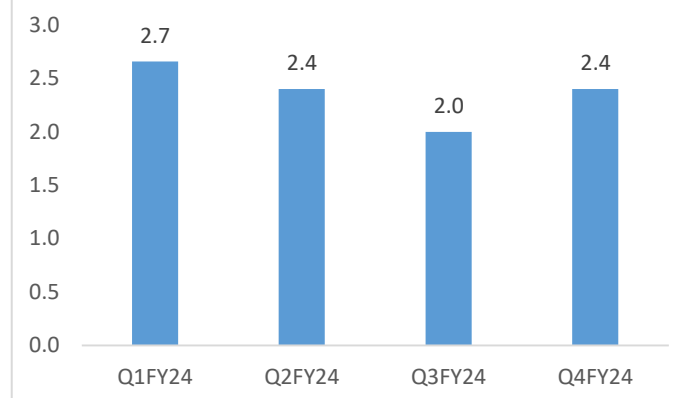
Top 5 Nifty Gainers	23-Aug	22-Aug	Var(%)
BAJAJ-AUTO	10406	9914	5.0%
COALINDIA	539	529	1.9%
TATAMOTORS	1085	1068	1.6%
SUNPHARMA	1776	1751	1.4%
BHARTIARTL	1507	1486	1.4%
Top 5 Nifty Losers	23-Aug	22-Aug	Var(%)
ONGC	319	324	-1.7%
WIPRO	512	519	-1.3%
DIVISLAB	4856	4911	-1.1%
LTIM	5642	5704	-1.1%
ASIANPAINT	3155	3187	-1.0%

BSE Index Watch	Last	1 day	1 wk	1 mth	1 yr
SENSEX	81086	0.0%	0.8%	-0.3%	25.0%
MIDCAP	48322	-0.7%	2.0%	1.3%	57.3%
SMLCAP	55682	0.2%	3.4%	2.6%	54.4%
AUTO	58433	0.9%	1.1%	-1.4%	67.5%
BANDEX	58039	-0.1%	0.7%	-1.0%	16.6%
Capital Goods	73357	0.2%	0.7%	-0.1%	66.8%
FMCG	23067	-0.1%	2.2%	1.6%	24.0%
Health Care	42111	0.1%	2.3%	4.8%	52.3%
IT	41868	-0.8%	0.8%	0.1%	33.9%
METAL	32185	0.1%	4.4%	-0.2%	51.4%
Oil & Gas	32174	-0.8%	0.9%	1.0%	72.0%
Power	8257	0.0%	0.3%	1.5%	91.0%
Realty	7955	-2.4%	-2.9%	-5.4%	86.4%

NSE USD Futures	23-Aug	22-Aug	Var (%)
August Expiry (Rs./\$)	84.81	84.81	0.0%
Sept Expiry (Rs./\$)	83.92	83.96	0.0%
Total Turnover (Rs. Crore)	3851	1177	227%

Sectors	TTM PE
Auto	33.11
Auto Ancillary	53.42
Banking	14.76
Engineering	43.82
Cement	79.59
Diamonds & Jewellery	54.53
Housing Finance	24.6
Infrastructure & Const	35.6
Metals-Aluminium	40.12
Metal – Steel	19.49
Oil Expl.	14.15
Pharma	12.67
Power – Gen. Supp.	45.04
Information Tech.	27.24
Sugar	23.77
Telecom Serv. Prov.	81.32
Tyres	27.65

The India Cements quarterly sales volume (in MT)
(Source: Company Data)



10 year G-Sec Yield	Current	Previous	Change
US	3.79%	3.80%	(1) bps
Japan	0.89%	0.90%	(1) bps
India	6.86%	6.85%	1 bps
UK	3.91%	3.96%	(5) bps
Libor 3 Mths	5.34%	5.33%	1 bps

Indian Eco Data	Current	Previous	Var(%)
Forex Reserve (US\$ in bn)	654	652	0.3%
Inflation - WPI	2.04%	3.36%	(132) bps
Inflation - CPI	3.54%	5.08%	(154) bps

India GDP	Q4FY24	Q3FY24	Var(%)
Growth	7.76%	8.57%	(81) bps

Monetary Policy	Current	Previous	Change
Repo Rate	6.50%	6.50%	0 bps
Reverse Repo Rate	3.35%	3.35%	0 bps
CRR	4.50%	4.50%	0 bps
O/S Banking System Liquidity (Rs bn)	863	609	253.4

IIP Growth %	Jun-24	Jun-23	Apr-Feb
IIP	4.2	4.0	5.6
Mining	10.3	7.6	7.6
Manufacturing	2.6	3.5	4.4
Electricity	8.6	4.2	9.2

ADR Price Movement

Company	Price (US\$)	Volume	Previous Day Price	Volume	Variance (%)	No. of Share Per ADR	ADR Price (Rs.)	BSE Price	Variance (%)
Infosys Tech	22.34	4428560	22.34	4273025	0.00%	1	1874.35	1862.10	0.7%
Wipro	6.13	1262462	6.14	1251724	-0.16%	1	514.31	512.40	0.4%
Dr.Reddy's	82.16	276112	82.61	115861	-0.54%	1	6893.32	6954.50	-0.9%
ICICI Bank	28.60	4235646	28.34	3918015	0.92%	2	1199.79	1203.50	-0.3%
HDFC Bank	60.93	2447869	60.01	1797481	1.53%	3	1704.03	1625.05	4.9%

GDR's (US\$)

	Prices	Prev. Close	Change	Var %
L&T	43.40	42.80	0.6	1.4%
RIL	71.60	71.40	0.2	0.3%
SBI	97.70	97.50	0.2	0.2%

US Economy Data	Current	Previous
Inflation (%) (YoY)	2.90%	3.00%
Unemployment (%)	4.30%	4.10%

Interest Rate (%)	Current	Previous
Fed Rate	5.50%	5.50%

US GDP	Q2CY24	Q1CY24
Growth (QoQ Annualized)	2.80%	1.4%

China Economy Data	Current	Previous
GDP	4.70%	5.30%
Inflation – CPI (%)	0.50%	0.20%

Economic Calendar

	Date
Indian GDP Data	30 Aug
Indian Inflation Data CPI	12 Sep
Indian Inflation Data WPI	16 Sep
Indian Monetary Policy	09 Oct
India's Industrial Production (IIP)	12 Sep
US Inflation Data	11 Sep
US GDP	30 Aug
US Unemployment Data	16 Sep
US Fed Rate	18 Sep
China GDP	18 Oct
China Inflation Data	9 Sep

Event Update

Name	Date	Purpose
Dhruv Consultancy Services Ltd.	26-08-2024	Rs.0.25 per share(2.5%)Final Dividend
Manappuram Finance Ltd.	26-08-2024	Rs.1.00 per share(50%)Interim Dividend
Modern Engineering And Projects Ltd.	26-08-2024	Right Issue of Equity Shares
VLS Finance Ltd.	26-08-2024	Buy Back of Shares
Aditya Vision Ltd.	27-08-2024	Stock Split from Rs.10/- to Re.1/-
KDDL Ltd.	27-08-2024	Rs.4.00 per share(40%)Final Dividend
Suprajit Engineering Ltd.	27-08-2024	Buy Back of Shares
Technocraft Industries (India) Ltd.	27-08-2024	Buy Back of Shares
United Drilling Tools Ltd.	27-08-2024	Rs.0.60 per share(6%)First Interim Dividend
Force Motors Ltd.	28-08-2024	Rs.20.00 per share(200%)Final Dividend
Hazoor Multi Projects Ltd.	28-08-2024	Rs.2.00 per share(20%)First Interim Dividend
Hindustan Zinc Ltd.	28-08-2024	Rs.19.00 per share(950%)Second Interim Dividend
Shekhawati Industries Ltd.	28-08-2024	Consolidation of Shares from Re.1/- to Rs.10/-
Radiant Cash Management Services Ltd.	29-08-2024	Rs.2.50 per share(250%)Final Dividend
Birla Precision Technologies Ltd.	30-08-2024	Rs.0.05 per share(2.5%)Final Dividend
Bombay Metrics Supply Chain Ltd.	30-08-2024	Dividend
Career Point Ltd.	30-08-2024	Rs.1.00 per share(10%)Interim Dividend
Focus Lighting & Fixtures Ltd.	30-08-2024	Dividend
Ganesh Housing Corporation Ltd.	30-08-2024	Rs.11.00 per share(110%)Final Dividend
India Tourism Development Corporation Ltd.	30-08-2024	Rs.2.52 per share(25.2%)Final Dividend
Indian Toners & Developers Ltd.	30-08-2024	Buy Back of Shares
Jasch Gauging Technologies Ltd.	30-08-2024	Rs.2.50 per share(25%)Dividend
Jindal Stainless Ltd.	30-08-2024	Rs.2.00 per share(100%)Final Dividend
JTL Industries Ltd	30-08-2024	Rs.0.25 per share(12.5%)Final Dividend

Bulk Deal As On 23/08/24

BSE					
Security Code	Security Name	Client Name	Deal	Quantity	Price
539661	ACEMEN	GUTTIKONDA RAJASEKHAR	B	73927	82.01
538351	AFEL	BISHNUKUMARAGRAWAL	S	105000	15.44
538351	AFEL	CHETANBHAI RUGNATH BHAIMATHOLIYA	B	161800	15.44
538351	AFEL	LAAVNYA	S	266500	15.44
538351	AFEL	MAA VAISHNO VENTURE	B	100000	15.44
538351	AFEL	NIDHI KHANDELWAL	S	182491	15.44
538351	AFEL	SANGHVI MAHAVEERKUMAR	S	75000	15.44
538351	AFEL	SMITA KHURANA	B	323000	15.44
538351	AFEL	VARDANJAIN	S	101156	15.44
538351	AFEL	VIVEK KUMAR SHARMA	S	81294	15.44
544183	ASSOCIATED	GAGANBASE VINCOM PRIVATE LTD	S	10000	208.24
544183	ASSOCIATED	NEEL SHANKAR HARLALKA (HUF)	B	7000	208
544177	AZTEC	CATALYST NEW INDIA FUND	S	104000	99.32
539662	BFLAFL	ARADHANA PANDEY	S	135329	19.67
543209	BILLWIN	ANAND PRAKASH SHAH	B	27000	50.34
544231	BROACH	GREEN PEAKS ENTERPRISES LLP	S	84000	51.8
544231	BROACH	ROHIT RAWAT	S	42000	49.86
506365	CHEMOPH	MAHENDRABHAI GULABDAS PATEL	B	11398	74.48
506365	CHEMOPH	RAVAL NAMAN VIRENDRAKUMAR	S	10141	74.5
502445	CITADEL	AMIT JASANI FIN SER PVT LTD	B	40000	49.21
502445	CITADEL	MAHENDRA ANANDJI CHHEDA HUF	S	47673	47.67
502445	CITADEL	MULTIPLIER SHARE & STOCK ADVISORS PRIVATE LIMITED	S	40000	49.25
502445	CITADEL	MULTIPLIER SHARE & STOCK ADVISORS PRIVATE LIMITED	B	40000	49.25
530755	CORNE	URMIL SATISHKUMAR SHAH	B	34400	11.69
543651	DAPS	SHETALBHAI CHANDRAKANTBHAI SHAH HUF	B	32000	28.7
543651	DAPS	VARSHABEN BHARATBHAI SHAH	S	32000	28.7
531035	ERAAAYA	CRAFT EMERGING MARKET FUND PCC- CITADEL CAPITAL FUND	B	112800	800
531035	ERAAAYA	CRAFT EMERGING MARKET FUND PCC- ELITE CAPITAL FUND	B	107800	800
544173	FTL	SANJIT KUMAR	S	24000	65
540266	GLCL	SACHINVERMA	B	50000	28.12
526025	GLOBUSCON	ARIAL HOLDINGS 1	B	3910140	16.71
526025	GLOBUSCON	EOS MULTI-STRATEGY FUND AIFLNP V.C.I.C.LTD	S	4010140	16.71
530469	GSLSEC	PRAVEEN KUMAR AGNIHOTRI	S	24410	14.11
513337	GUJTLRM	MULTIPLIER SHARE & STOCK ADVISORS PRIVATE LIMITED	B	1201301	14.93
542332	HIKCLASS	JAYESH G KUWADIA	S	50000	6.19
542332	HIKCLASS	KAPIL TANEJA	S	97900	6.19
542332	HIKCLASS	RATAN LAL	B	225000	6.19
542332	HIKCLASS	RAVI OMPRAKASH AGRAWAL	S	77100	6.19
540377	IFL	MULTIPLIER SHARE & STOCK ADVISORS PRIVATE LIMITED	S	11000000	1.45
500202	INDLEASE	PUNJAB NATIONAL BANK	S	120187	9.24
543951	INNOVATUS	MINIBOSS CONSULTANCY PRIVATE LIMITED	S	42000	60.59
543951	INNOVATUS	VIPULA PANKAJ PATIL	B	21000	60.44
535730	KHOBSURAT	VISAGAR FINANCIAL SERVICES LIMITED	S	3240000	1.05
531692	KHYATI	VIVEK KANDA	S	55449	3.29
544221	KIZI	BHAVIK KIRITKUMAR SHAH HU F	B	54000	26.29
544221	KIZI	BHAVIK KIRITKUMAR SHAH HU F	S	12000	25.75
526409	KKALPANAIND	ALMOND POLYTRADERS PRIVATE LIMITED	S	1243389	10.75
526409	KKALPANAIND	MAYANK SECURITIES PVT. LTD	B	939145	10.75
533602	LESHAIND	CAMELLIA TRADEX PRIVATE LIMITED	S	719164	3.36
543613	MAFIA	NAVRATAN RAJPUROHIT	S	28000	14.8

514060	MARKOBENZ	GAURANG MANUBHAI SHAH	S	390000	21.66
514060	MARKOBENZ	KAUSHAL HITESHBHAI PARIKH	B	132108	21.64
514060	MARKOBENZ	MANUBHAI AMRUTLAL SHAH	S	383654	21.66
514060	MARKOBENZ	MINDTREE MACHINERY PRIVATE LIMITED	S	100000	21.64
514060	MARKOBENZ	PRATIK SUMERMAL MUNOT	S	99000	21.66
539762	MEAPL	MULTIPLIER SHARE & STOCK ADVISORS PRIVATE LIMITED	S	154	187.85
539762	MEAPL	MULTIPLIER SHARE & STOCK ADVISORS PRIVATE LIMITED	B	20000	187.85
531494	NAVKAR	DIPAKKUMAR CHIMANLAL SHAH	S	2160000	13.95
531494	NAVKAR	RDS CORPORATE SERVICES PRIVATE LIMITED	B	1250000	13.77
543384	NYKAA	ABS DIRECT EQUITY FUND LLC - INDIA SERIES 1	B	144400	208.3
543384	NYKAA	ABU DHABI INVESTMENT AUTHORITY	B	972300	208.3
543384	NYKAA	AL MEHWAR COMMERCIAL INVESTMENTS L.L.C.	B	426500	208.3
543384	NYKAA	ASHOKA INDIA EQUITY INVESTMENT TRUST PLC	B	912300	208.3
543384	NYKAA	BAJAJ ALLIANZ LIFE INSURANCE COMPANY LIMITED	B	900000	208.3
543384	NYKAA	CAISSE DE DEPOT ET PLACEMENT DU QUEBEC	B	197900	208.3
543384	NYKAA	COPTHALL MAURITIUS INVESTMENT LIMITED	B	1000000	208.3
543384	NYKAA	DENDANA INVESTMENTS MAURITIUS LIMITED	B	23400	208.3
543384	NYKAA	GHISALLO MASTER FUND LP	B	900000	208.3
543384	NYKAA	GOLDMAN SACHS (SINGAPORE) PTE.- ODI	B	3750000	208.3
543384	NYKAA	HARINDERPAL SINGH BANGA	S	40878740	208.3
543384	NYKAA	HARINDERPAL SINGH BANGA	S	480080	208.3
543384	NYKAA	HARINDERPAL SINGH BANGA	S	480080	208.3
543384	NYKAA	HARINDERPAL SINGH BANGA	S	850000	208.3
543384	NYKAA	HARINDERPAL SINGH BANGA	S	900000	208.3
543384	NYKAA	HARINDERPAL SINGH BANGA	S	900000	208.3
543384	NYKAA	HARINDERPAL SINGH BANGA	S	900000	208.3
543384	NYKAA	HARINDERPAL SINGH BANGA	S	950000	208.3
543384	NYKAA	HARINDERPAL SINGH BANGA	S	950000	208.3
543384	NYKAA	HARINDERPAL SINGH BANGA	S	1000000	208.3
543384	NYKAA	HARINDERPAL SINGH BANGA	S	1240800	208.3
543384	NYKAA	HARINDERPAL SINGH BANGA	S	1350000	208.3
543384	NYKAA	HARINDERPAL SINGH BANGA	S	1468580	208.3
543384	NYKAA	HARINDERPAL SINGH BANGA	S	1925000	208.3
543384	NYKAA	HARINDERPAL SINGH BANGA	S	1925000	208.3
543384	NYKAA	HARINDERPAL SINGH BANGA	S	2750000	208.3
543384	NYKAA	HARINDERPAL SINGH BANGA	S	3700000	208.3
543384	NYKAA	HARINDERPAL SINGH BANGA	S	3700000	208.3
543384	NYKAA	HARINDERPAL SINGH BANGA	S	3750000	208.3
543384	NYKAA	HARINDERPAL SINGH BANGA	S	4259200	208.3
543384	NYKAA	HARINDERPAL SINGH BANGA	S	7400000	208.3
543384	NYKAA	HDFC STANDARD LIFE INSURANCE CO LTD	B	1350000	208.3
543384	NYKAA	HSBC MUTUAL FUND	B	220257	208.3
543384	NYKAA	HSBC MUTUAL FUND	B	1248323	208.3
543384	NYKAA	ICICI PRUDENTIAL LIFE INSURANCE COMPANY LIMITED	B	950000	208.3
543384	NYKAA	ICICI PRUDENTIAL LIFE INSURANCE COMPANY LIMITED	B	950000	208.3
543384	NYKAA	INDIA ACORN FUND LTD	B	328500	208.3
543384	NYKAA	INDIA ACORN ICAV	B	2494700	208.3
543384	NYKAA	INVESCO INDIA EQUITY FUND	B	900000	208.3
543384	NYKAA	KOTAK MAHINDRA MUTUAL FUND	B	2952128	208.3
543384	NYKAA	KOTAK MAHINDRA MUTUAL FUND	B	118085	208.3
543384	NYKAA	KOTAK MAHINDRA MUTUAL FUND	B	984043	208.3
543384	NYKAA	KOTAK MAHINDRA MUTUAL FUND	B	1377659	208.3
543384	NYKAA	KOTAK MAHINDRA MUTUAL FUND	B	1968085	208.3
543384	NYKAA	MATTHEWS INDIA FUND	B	480080	208.3

543384	NYKAA	MORGAN STANLEY ASIA SINGAPORE PTE	B	1925000	208.3
543384	NYKAA	MORGAN STANLEY ASIA SINGAPORE PTE	B	1925000	208.3
543384	NYKAA	NATIONAL PENSION SERVICE	B	371954	208.3
543384	NYKAA	NIPPON INDIA MUTUAL FUND	B	1850000	208.3
543384	NYKAA	NIPPON INDIA MUTUAL FUND	B	1850000	208.3
543384	NYKAA	NIPPON INDIA MUTUAL FUND	B	1850000	208.3
543384	NYKAA	NIPPON INDIA MUTUAL FUND	B	1850000	208.3
543384	NYKAA	NIPPON INDIA MUTUAL FUND	B	1850000	208.3
543384	NYKAA	PGGM WORLD EQUITY II BV	B	108126	208.3
543384	NYKAA	SBI MUTUAL FUND	B	2750000	208.3
543384	NYKAA	SOCIETE GENERALE ODI	B	850000	208.3
531395	PADAMCO	MANJULA HIRJI GADA	B	35000	63.41
531395	PADAMCO	REKHA GUPTA .	S	50000	63.01
538742	PANABYTE	ANJANIKUMARI ALPESHKUMAR SONI	S	25000	36.39
538742	PANABYTE	F3 ADVISORS PRIVATE LIMITED	S	31289	39
538742	PANABYTE	F3 ADVISORS PRIVATE LIMITED	B	21890	37.97
538742	PANABYTE	JAI VINAYAK SECURITIES	S	38093	39
538742	PANABYTE	JAI VINAYAK SECURITIES	B	34593	37.2
538742	PANABYTE	MEHUL C MUNJASARA HUF	S	25000	39.62
532911	PARLEIND	MULTIPLIER SHARE & STOCK ADVISORS PRIVATE LIMITED	B	200000	16.29
532676	PBAINFRA	TANVI KRISH SHAH	B	75000	16.88
511557	PROFINC	ALKESH PRATAP LODAYA	B	3900000	1.01
511557	PROFINC	VINAY ARUNKUMAR SANKLECHA	S	2759897	1.01
512591	PULSRIN	SANJIV DHIRAJLAL MEHTA	S	345110	13.24
536659	PVVINFRA	MULTIPLIER SHARE & STOCK ADVISORS PRIVATE LIMITED	B	170318	10.38
539515	QUINT	UNICO GLOBAL OPPORTUNITIES FUND LIMITED	B	3510094	96.05
539515	QUINT	VESPERA FUND LIMITED	S	3510094	96.05
541601	RAJNISH	GAJRAJ COMMOALES LLP	S	4476624	4.35
541634	RAWEDGE	SANJEEV HARBANSLAL BHATIA	S	55000	37.5
541634	RAWEDGE	SHIVANI BROTHERS	B	131741	38.09
543171	ROJL	BHARAT RASIKLAL SHAH	S	1410257	3.67
543171	ROJL	RAHULKUMAR	B	582735	3.64
539921	SEIL	THE GREAT INTERNATIONAL TUSKER FUND	S	1715000	114.2
539921	SEIL	THE GREAT INTERNATIONAL TUSKER FUND	S	1715000	114.2
526841	SHAKTIPR	DIVYAMULTICONPVT LTD	B	25431	31.54
526841	SHAKTIPR	N L RUNGTA (HUF)	S	37600	30.87
526841	SHAKTIPR	REETA SINGH	B	32000	30.28
544080	SHILINDORE	DEEPDER REAL ESTATE LLP	B	136393	934
544080	SHILINDORE	KAYUM RAZAK DHANANI	S	136528	934.09
539217	SRESTHA	AARVANSS BUILDWELL AND INFRACON LLP	S	4620000	2.12
543745	SVS	YELLOWSTONE VENTURES LLP	S	258000	16.29
544028	TATATECH	ALPHA TC HOLDINGS PTE LTD	S	9910136	1013.91
532867	V2RETAIL	INDIA 2020 FUND II,LIMITED	S	400000	1061.4
532867	V2RETAIL	MOTILAL OSWAL MUTUAL FUND(MOTILAL OSWAL SMALL CAP FUND)	B	410000	1062.35
516098	VENTURA	PRATHAM RUPESH THAKKAR	B	600000	12.16
516098	VENTURA	RITA JAWAHAR BHUTA	S	600000	12.16
524576	VIVIDIND	VASUNDHARA AGROTECH PRIVATE LIMITED	S	52400	20.35
514378	YARNSYN	ASHOKBHAI MADHUBHAI KORAT	S	44875	60.6
514378	YARNSYN	ASHOKBHAI MADHUBHAI KORAT	B	5926	60.42

NSE

Security Code	Security Name	Client Name	Deal	Quantity	Price
ALBERTDAVD	Albert David Limited	PARAM CAPITAL	BUY	30000	1445.6
AMBUJACEM	Ambuja Cements Ltd	AURIGIN MASTER FUND LIMITED	BUY	161000	625.55
AMBUJACEM	Ambuja Cements Ltd	AXIS MUTUAL FUND	BUY	1270000	625.5
AMBUJACEM	Ambuja Cements Ltd	BARODA BNP PARIBAS MUTUAL FUND	BUY	930000	625.5
AMBUJACEM	Ambuja Cements Ltd	CANARA HSBC LIFE INSURANCE COMPANY LIMITED	BUY	530000	625.5
AMBUJACEM	Ambuja Cements Ltd	GHISALLO MASTER FUND LP	BUY	161000	625.55
AMBUJACEM	Ambuja Cements Ltd	GQG PARTNERS EMERGING MARKETS EQUITY FUND	BUY	17073577	625.5
AMBUJACEM	Ambuja Cements Ltd	GQG PARTNERS EMERGING MARKETS EQUITY FUND	BUY	26840000	625.5
AMBUJACEM	Ambuja Cements Ltd	HOLDERIND INVESTMENTS LIMITED	SELL	67956000	625.5
AMBUJACEM	Ambuja Cements Ltd	HOLDERIND INVESTMENTS LIMITED	SELL	67956000	625.5
AMBUJACEM	Ambuja Cements Ltd	ICICI PRUDENTIAL LIFE INSURANCE COMPANY LIMITED	BUY	160000	625.5
AMBUJACEM	Ambuja Cements Ltd	ICICI PRUDENTIAL MUTUAL FUND	BUY	3190000	625.5
AMBUJACEM	Ambuja Cements Ltd	INVESCO MUTUAL FUND	BUY	2790000	625.5
AMBUJACEM	Ambuja Cements Ltd	KADENSA MASTER FUND	BUY	161000	625.5
AMBUJACEM	Ambuja Cements Ltd	KIFS FINSTOCK LIMITED	BUY	961000	625.5
AMBUJACEM	Ambuja Cements Ltd	KOTAK MAHINDRA LIFE INSURANCE COMPANY LIMITED	BUY	930000	625.5
AMBUJACEM	Ambuja Cements Ltd	LMR MULTI-STRATEGY MASTER FUND LIMITED	BUY	161000	625.5
AMBUJACEM	Ambuja Cements Ltd	MC JAIN INFOSERVICES PRIVATE LIMITED	BUY	160000	625.5
AMBUJACEM	Ambuja Cements Ltd	MIRAE ASSET MUTUAL FUND	BUY	4020000	625.5
AMBUJACEM	Ambuja Cements Ltd	MORGAN STANLEY ASIA SINGAPORE PTE	BUY	3880000	625.5
AMBUJACEM	Ambuja Cements Ltd	NATIONAL PENSION SYSTEM (NPS) TRUST	BUY	1200000	625.5
AMBUJACEM	Ambuja Cements Ltd	NATIONAL PENSION SYSTEM (NPS) TRUST	BUY	7190000	625.5
AMBUJACEM	Ambuja Cements Ltd	NORGES BANK ON ACCOUNT OF THE GOVERNMENT PENSION FUND GLOBAL	BUY	2660000	625.5
AMBUJACEM	Ambuja Cements Ltd	SAURABH HEMRAJ BORA	BUY	161000	625.5
AMBUJACEM	Ambuja Cements Ltd	SBI LIFE INSURANCE COMPANY LIMITED	BUY	7990000	625.5
AMBUJACEM	Ambuja Cements Ltd	TARA EMERGING ASIA LIQUID FUND	BUY	160000	625.5
AMBUJACEM	Ambuja Cements Ltd	TATA MUTUAL FUND	BUY	790000	625.5
AMBUJACEM	Ambuja Cements Ltd	VANGUARD EMERGING MARKETS SHARES INDEX FUND	BUY	1340000	625.5
AMBUJACEM	Ambuja Cements Ltd	VERITION MULTI-STRATEGY MASTER FUND LTD.	BUY	160000	625.5
AVROIND	AVRO INDIA LIMITED	MANSI SHARE AND STOCK ADVISORS PVT LTD	BUY	64789	154.89
BEACON	Beacon Trusteeship Ltd	ARK GLOBAL EMERGING COMPANIES LP	BUY	116000	115.29
CUBEXTUB	Cubex TubingsLtd-RollSett	ENSPIRE INSTITUTE OF PROFESSIONAL STUDIES LLP	SELL	87997	111.17
ETHOSLTD	Ethos Limited	SABOO VENTURES LLP	SELL	148648	3044.49
FELIX	Felix Industries Ltd.	BIPIN R SHAH	SELL	98500	263.05
FELIX	Felix Industries Ltd.	DAKSHA BIPINCHANDRA SHAH	SELL	100000	263.44
FELIX	Felix Industries Ltd.	PRAJAL BHANDARI	SELL	152000	263.1
FELIX	Felix Industries Ltd.	REKHA BHANDARI	SELL	120000	263.05
FELIX	Felix Industries Ltd.	SAPNA DEVANG SHAH	SELL	73500	263.05
FELIX	Felix Industries Ltd.	SRESTHA FINVEST LIMITED	SELL	602500	263.65
HGS	Hinduja Global Sols Ltd	LEGENDS GLOBAL OPPORTUNITIES (SINGAPORE) PTE. LTD.	BUY	711154	885.11
HGS	Hinduja Global Sols Ltd	NEW LEAINA INVESTMENTS LIMITED	SELL	364547	906.84
ISHAN	Ishan International Ltd	SHANTANU SRIVASTAVA	SELL	3936000	3
JHS	JHS Svendgaard Laboratori	SIXTH SENSE INDIA OPPORTUNITIES 11	SELL	551400	24.93
KANANIIND	Kanani Industries Ltd	HARSHIL PREMJBHAI KANANI	SELL	3400000	2.91
KANDARP	Kandarp Dg Smart Bpo Ltd	SHILPA ASHOKKUMAR AGARWAL	BUY	52000	44.98
KHAITANLTD	Khaitan (India) Ltd.	SACHIN VERMA	BUY	35000	121.24
KHAITANLTD	Khaitan (India) Ltd.	SAPTARSHI DEY	SELL	26269	121.23
MASON	Mason Infratech Limited	VINOD KUMAR	BUY	160000	176.02
NIITLTD	NIIT Limited	RAMESH SHRICHAND DAMANI	BUY	800000	127.55
NITCO	Nitco Limited	RAJESHWARI PRANNATH TALWAR	SELL	365988	82.43
ORIENTALT	Oriental Trimex Limited	AHUJA KUNAL	BUY	200000	14.02
ORIENTALT	Oriental Trimex Limited	AJAY NATAVARLAL COMMODITIES PRIVATE LIMITED	BUY	200000	14.46

POSITRON	Positron Energy Limited	CINCO STOCK VISION LLP	SELL	46200	566.61
POSITRON	Positron Energy Limited	MULTIPLIER SHARE & STOCK ADVISORS PRIVATE LIMITED	SELL	180600	547.75
POSITRON	Positron Energy Limited	SUDH INVESTMENTS PVT. LTD	SELL	70200	549.35
PRIMESECU	Prime Securities Limited	F3 ADVISORS PRIVATE LIMITED	BUY	280417	278.41
RANEENGINE	Rane Engine Valve Limited	UBS PRINCIPAL CAPITAL ASIA LIMITED	BUY	75000	605.51
SEAMECLTD	SEAMEC Limited	LEGENDS GLOBAL OPPORTUNITIES (SINGAPORE) PTE. LTD.	BUY	279000	1500
SEAMECLTD	SEAMEC Limited	LEGENDS GLOBAL OPPORTUNITIES (SINGAPORE) PTE. LTD.	BUY	279000	1500
SEAMECLTD	SEAMEC Limited	NOMURA SINGAPORE LIMITED	SELL	279000	1500
SEAMECLTD	SEAMEC Limited	NOMURA SINGAPORE LIMITED	SELL	279000	1500
SERVICE	Service Care Limited	KIRTI BEARINGS PRIVATE LTD	SELL	64000	75.59
OSWALSEEDS	ShreeOswal S and Che Ltd	BAIGANI SANJAY KUMAR	SELL	720000	39.18
SILLYMONKS	Silly Monks Entertain Ltd	JR SEAMLESS PRIVATE LIMITED	SELL	75599	25.02
SOUTHWEST	South West Pinnacle Ltd	PRASOON PANKAJ	BUY	141756	118.03
SPRL	SP Refractories Limited	SANKET RAMESH FUKU	SELL	9600	235.97
SPRL	SP Refractories Limited	YOGESH KUMAR SHARMA	BUY	12800	245
SUYOG	Suyog Telematics Limited	F3 ADVISORS PRIVATE LIMITED	BUY	58990	1699.5
SUYOG	Suyog Telematics Limited	MANSI SHARE AND STOCK ADVISORS PVT LTD	SELL	58990	1699.36
TPHQ	Teamo Productions HQ Ltd	VRINDAA ADVANCED MATERIALS LIMITED	SELL	12267334	1.6
VAISHALI	Vaishali Pharma Limited	F3 ADVISORS PRIVATE LIMITED	BUY	111719	168.3
VAISHALI	Vaishali Pharma Limited	MANSI SHARE AND STOCK ADVISORS PVT LTD	SELL	111719	168.3
VISHWAS	Vishwas Agri Seeds Ltd	ATUL AGARWAL	BUY	70400	84.41
WEL	Wonder Electricals Ltd	UNICO GLOBAL OPPORTUNITIES FUND LIMITED	BUY	500000	1465
WEL	Wonder Electricals Ltd	UNICO GLOBAL OPPORTUNITIES FUND LIMITED	BUY	500000	1465
WEL	Wonder Electricals Ltd	VESPERA FUND LIMITED	SELL	500000	1465
WEL	Wonder Electricals Ltd	VESPERA FUND LIMITED	SELL	500000	1465

Disclosure:

Research Reports that are published by Nirmal Bang Securities Private Limited (hereinafter referred to as "NBSPL") are for private circulation only. NBSPL is a registered Research Analyst under SEBI (Research Analyst) Regulations, 2014 having Registration no. INH000001766. NBSPL is also a registered Stock Broker with National Stock Exchange of India Limited, BSE Limited, Metropolitan Stock Exchange of India Limited, Multi Commodity Exchange of India Limited and , National Commodity and Derivative Exchange Limited in Capital Market , Equity and Commodities derivatives segments and Currency Derivatives Segment .

NBSPL has other business divisions with independent research teams separated by Chinese walls, and therefore may, at times, have different or contrary views on stocks and markets.

NBSPL or its associates have not been debarred / suspended by SEBI or any other regulatory authority for accessing / dealing in securities Market since last 20 years. NBSPL, its associates or analyst or his relatives do not hold any financial interest (Except Investment) in the subject company. NBSPL or its associates or Analyst do not have any conflict or material conflict of interest at the time of publication of the research report with the subject company. NBSPL or its associates or Analyst or his relatives may or may not hold beneficial ownership of 1% or more in the subject company at the end of the month immediately preceding the date of publication of this research report.

NBSPL or its associates / analyst has not received any compensation / managed or co-managed public offering of securities of the company covered by Analyst during the past twelve months. NBSPL or its associates have not received any compensation or other benefits from the company covered by Analyst or third party in connection with the research report. Analyst has not served as an officer, director or employee of Subject Company. NBSPL / analyst has not been engaged in market making activity of the subject company.

Analyst Certification: The research analysts and authors of these reports, hereby certify that the views expressed in this research report accurately reflects my/our personal views about the subject securities, issuers, products, sectors or industries. It is also certified that no part of the compensation of the analyst(s) was, is, or will be directly or indirectly related to the inclusion of specific recommendations or views in this research. The analyst(s) principally responsible for the preparation of this research report and has taken reasonable care to achieve and maintain independence and objectivity in making any recommendations.

Disclaimer:

The Research Report is for the personal information of the authorized recipient and does not construe to be any investment, legal or taxation advice. NBSPL is not soliciting any action based upon it. Nothing in the research report shall be construed as a solicitation to buy or sell any security or product, or to engage in or refrain from engaging in any such transaction. In preparing the research report, we did not take into account the investment objectives, financial situation and particular needs of the reader.

The research report has been prepared for the general use of the clients of NBSPL and must not be copied, either in whole or in part, or distributed or redistributed to any other person in any form. If you are not the intended recipient you must not use or disclose the information in the research report in any way. Though disseminated to all the customers simultaneously, not all customers may receive the research report at the same time. NBSPL will not treat recipients as customers by virtue of their receiving the research report. The research report is not directed or intended for distribution to or use by any person or entity resident in a state, country or any jurisdiction, where such distribution, publication, availability or use would be contrary to law, regulation or which would subject NBSPL & its group companies to registration or licensing requirements within such jurisdictions.

The report is based on the information obtained from sources believed to be reliable, but we do not make any representation or warranty that it is accurate, complete or up-to-date and it should not be relied upon as such. We accept no obligation to correct or update the information or opinions in it. NBSPL or any of its affiliates or employees shall not be in any way responsible for any loss or damage that may arise to any person from any inadvertent error in the information contained in the research report. NBSPL or any of its affiliates or employees do not provide, at any time, any express or implied warranty of any kind, regarding any matter pertaining to this report, including without limitation the implied warranties of merchantability, fitness for a particular purpose, and non-infringement. The recipients of the research report should rely on their own investigations.

This information is subject to change without any prior notice. NBSPL reserves its absolute discretion and right to make or refrain from making modifications and alterations to this statement from time to time. Nevertheless, NBSPL is committed to providing independent and transparent recommendations to its clients, and would be happy to provide information in response to specific client queries.

Before making an investment decision on the basis of research report, the reader needs to consider, with or without the assistance of an adviser, whether the advice is appropriate in light of their particular investment needs, objectives and financial circumstances. There are risks involved in securities trading. The price of securities can and does fluctuate, and an individual security may even become valueless. International investors are reminded of the additional risks inherent in international investments, such as currency fluctuations and international stock market or economic conditions, which may adversely affect the value of the investment. Opinions expressed are subject to change without any notice. Neither the company nor the director or the employees of NBSPL accept any liability whatsoever for any direct, indirect, consequential or other loss arising from any use of the research report and/or further communication in relation to the research report. Here it may be noted that neither NBSPL, nor its directors, employees, agents or representatives shall be liable for any damages whether direct or indirect, incidental, special or consequential including lost revenue or lost profit that may arise from or in connection with the use of the information contained in the research report.

Copyright of this document vests exclusively with NBSPL.

Our reports are also available on our website

Registration granted by SEBI and certification from NISM in no way guarantee performance of NBSPL or provide any assurance of returns to investors.

Nirmal Bang Research (Division of Nirmal Bang Securities Pvt. Ltd.)

B-2, 301/302, Marathon Innova,
Opp. Peninsula Corporate Park
Off. Ganpatrao Kadam Marg
Lower Parel(W), Mumbai-400013
Board No. : 91 22 6723 8000/8001
Fax. : 022 6723 8010